



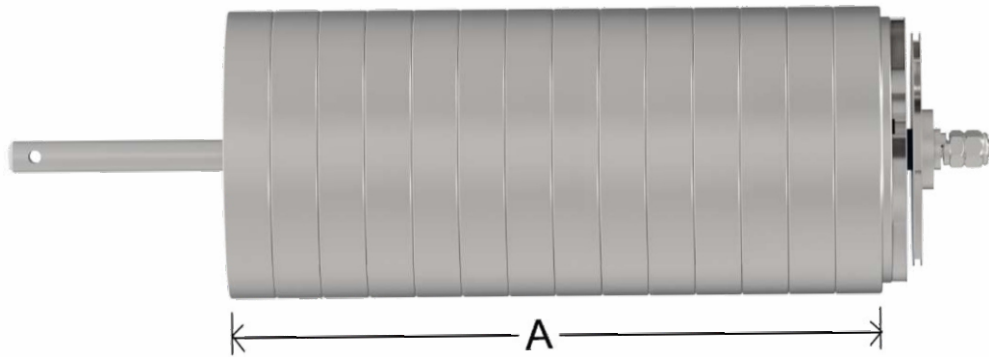
# PUMP SPARES

**COMPATIBLE FOR ALL MAJOR BRANDS**

SS VERTICAL & HORIZONTAL MULTISTAGE PUMPS




## CHAMBER STACK DIMENSION



### Chamber stacks -2 Series


Model	Chamber's Length (A)	No. of bearing Chamber	Total chamber Qty.	Material
KP2-9	144	1	8	SS-304
KP2-11	180	2	10	SS-304
KP2-13	216	2	12	SS-304
KP2-15	252	2	14	SS-304
KP2-18	306	2	17	SS-304
KP2-22	378	3	21	SS-304
KP2-26	450	4	25	SS-304
KP2-28	486	4	27	SS-304




### Chamber stacks -4 Series

Model	Chamber's Length (A)	No. of bearing Chamber	Material
KP4-12	297	2	SS-304
KP4-16	405	2	SS-304
KP4-19	486	3	SS-304
KP4-22	567	4	SS-304
KP4-36	945	5	SS-304

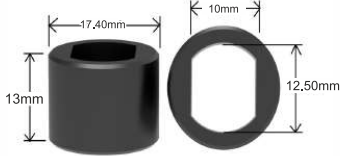
# TUNGSTEN CARBIDE (TC)




INNER BEARING TC EQ. CRI OR CNP  
2 & 4 SERIES (OD-16 MM)



INNER BEARING 2 & 4 SERIES  
( SPLINE TYPE )




INNER BEARING TC EQ. Lubi  
2 & 4 SERIES (OD-17.40MM)




INNER BEARING T.C 8 SERIES  
( D TYPE-22.80 MM )



INNER BEARING TC 8 SERIES  
( D TYPE-OD-21.85 MM )



INNER BEARING 2 SERIES  
CRI OLD (HEX TYPE)




INNER BEARING TC 8 SERIES  
( D TYPE-23.40 MM )



INNER BEARING T.C 8 SERIES  
( D TYPE-OD-22.80 MM )



INNER BEARING 2 & 4 SERIES  
OLD D-TYPE (OD-17.40MM)



INNER BEARING TC 8 SERIES  
( D TYPE-OD-23.40 MM )

# CARTRIDGE SEALS

(Suitable for Grundfos, ALGO, Lubi, Sakthi, C.R.I, CNP, Shimge etc.)



<b>Model</b>	12 mm Cartridge Seal HQQV
<b>Material</b>	SS-304/SiC-SiC/TC-TC/ SiC-Carbon/TC-Carbon/Viton

<b>Model</b>	12 mm Sumo Cartridge Seal
<b>Material</b>	SS-304/TC-Carbon



<b>Model</b>	12 mm Flange (M.H) Cartridge Seal HQQV
<b>Material</b>	SS-304/SiC-SiC/Viton

<b>Model</b>	16 mm Cartridge Seal HQQV
<b>Material</b>	SS-304/SiC-SiC/TC-TC/Viton




<b>Model</b>	12 mm Lubi type Cartridge Seal
<b>Material</b>	SS-304/SiC-SiC


<b>Model</b>	22 mm Cartridge Seal HQQV
<b>Material</b>	SS-304/SiC-SiC/Viton



# SPACER SLEEVE


	2 SERIES	
	ID	12.75 MM
	OD	15.25 MM
	LENGTH	4 MM
	MATERIAL	SS-304


	2 SERIES	
	ID	12.75 MM
	OD	15.25 MM
	LENGTH	4.5 MM
	MATERIAL	SS-304


	2 SERIES	
	ID	12.75 MM
	OD	15.25 MM
	LENGTH	5 MM
	MATERIAL	SS-304


	2 SERIES	
	ID	12.75 MM
	OD	15.25 MM
	LENGTH	6 MM
	MATERIAL	SS-304

	2 SERIES	
	ID	12.75 MM
	OD	15.25 MM
	LENGTH	6.50 MM
	MATERIAL	SS-304

	2 SERIES	
	ID	12.75 MM
	OD	15.25 MM
	LENGTH	6.80 MM
	MATERIAL	SS-304

	2 SERIES	
	ID	12.75 MM
	OD	15.25 MM
	LENGTH	6.90 MM
	MATERIAL	SS-304

	2 SERIES	
	ID	12.75 MM
	OD	15.25 MM
	LENGTH	7 MM
	MATERIAL	SS-304


	2 SERIES	
	ID	12.75 MM
	OD	15.25 MM
	LENGTH	7.50 MM
	MATERIAL	SS-304


	2 SERIES	
	ID	12.75 MM
	OD	15.25 MM
	LENGTH	10 MM
	MATERIAL	SS-304


	2 SERIES	
	ID	12.75 MM
	OD	15.25 MM
	LENGTH	11 MM
	MATERIAL	SS-304


	2 SERIES	
	ID	12.75 MM
	OD	15.25 MM
	LENGTH	17 MM
	MATERIAL	SS-304


# SPACER SLEEVE


	2 SERIES	
	ID	12.75 MM
	OD	15.25 MM
	LENGTH	17.30 MM
	MATERIAL	SS-304


	2 SERIES	
	ID	12.75 MM
	OD	15.25 MM
	LENGTH	17.50 MM
	MATERIAL	SS-304


	4 SERIES	
	ID	12.75 MM
	OD	15.25 MM
	LENGTH	15 MM
	MATERIAL	SS-304

	4 SERIES	
	ID	12.75 MM
	OD	15.25 MM
	LENGTH	15.20 MM
	MATERIAL	SS-304

	4 SERIES	
	ID	12.75 MM
	OD	15.25 MM
	LENGTH	15.50 MM
	MATERIAL	SS-304







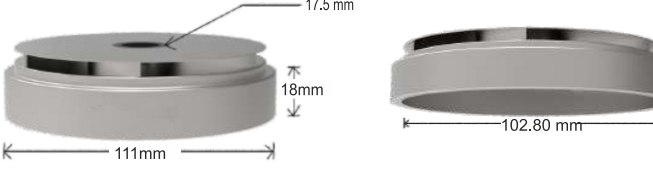


	4 SERIES NEW	
	ID	12.75 MM
	OD	15.25 MM
	LENGTH	26 MM
	MATERIAL	SS-304



	4 SERIES OLD	
	ID	14.60 MM
	OD	17.60 MM
	LENGTH	9 MM
	MATERIAL	SS-304

	4 SERIES OLD	
	ID	14.60 MM
	OD	17.60 MM
	LENGTH	11 MM
	MATERIAL	SS-304


	4 SERIES OLD	
	ID	14.60 MM
	OD	17.60 MM
	LENGTH	26 MM
	MATERIAL	SS-304

# Diffuser Dimensions


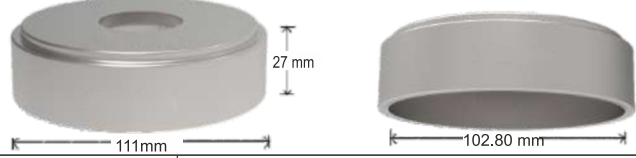
	<table border="1"> <tr> <td>Chamber / diffuser</td> <td>Plain chamber for 2 series Multistage pumps of All Brands With Anti-clockwise rotation from drive end</td> </tr> <tr> <td>Part No.</td> <td>1200-160-00</td> </tr> <tr> <td>Material</td> <td>SS304 (SS 316 on request)</td> </tr> </table>	Chamber / diffuser	Plain chamber for 2 series Multistage pumps of All Brands With Anti-clockwise rotation from drive end	Part No.	1200-160-00	Material	SS304 (SS 316 on request)	<table border="1"> <tr> <td>Chamber / diffuser</td> <td>Plain chamber for 2 series Multistage pumps of All Brands With Anti-clockwise rotation from drive end</td> </tr> <tr> <td>Part No.</td> <td>1200-160-00</td> </tr> <tr> <td>Material</td> <td>SS304 (SS 316 on request)</td> </tr> </table>	Chamber / diffuser	Plain chamber for 2 series Multistage pumps of All Brands With Anti-clockwise rotation from drive end	Part No.	1200-160-00	Material	SS304 (SS 316 on request)
Chamber / diffuser	Plain chamber for 2 series Multistage pumps of All Brands With Anti-clockwise rotation from drive end													
Part No.	1200-160-00													
Material	SS304 (SS 316 on request)													
Chamber / diffuser	Plain chamber for 2 series Multistage pumps of All Brands With Anti-clockwise rotation from drive end													
Part No.	1200-160-00													
Material	SS304 (SS 316 on request)													
	<table border="1"> <tr> <td>Chamber / diffuser</td> <td>Plain chamber for 2 series Multistage pumps of All Brands With Anti-clockwise rotation from drive end</td> </tr> <tr> <td>Part No.</td> <td>1200-150-00</td> </tr> <tr> <td>Material</td> <td>SS304 (SS 316 on request)</td> </tr> </table>	Chamber / diffuser	Plain chamber for 2 series Multistage pumps of All Brands With Anti-clockwise rotation from drive end	Part No.	1200-150-00	Material	SS304 (SS 316 on request)	<table border="1"> <tr> <td>Chamber / diffuser</td> <td>Plain chamber for 2 series Multistage pumps of All Brands With Anti-clockwise rotation from drive end</td> </tr> <tr> <td>Part No.</td> <td>1200-150-00</td> </tr> <tr> <td>Material</td> <td>SS304 (SS 316 on request)</td> </tr> </table>	Chamber / diffuser	Plain chamber for 2 series Multistage pumps of All Brands With Anti-clockwise rotation from drive end	Part No.	1200-150-00	Material	SS304 (SS 316 on request)
Chamber / diffuser	Plain chamber for 2 series Multistage pumps of All Brands With Anti-clockwise rotation from drive end													
Part No.	1200-150-00													
Material	SS304 (SS 316 on request)													
Chamber / diffuser	Plain chamber for 2 series Multistage pumps of All Brands With Anti-clockwise rotation from drive end													
Part No.	1200-150-00													
Material	SS304 (SS 316 on request)													
	<table border="1"> <tr> <td>Chamber / diffuser</td> <td>Plain chamber for 2 series Multistage pumps of All Brands With Anti-clockwise rotation from drive end</td> </tr> <tr> <td>Part No.</td> <td>1200-162-00-CER17.5</td> </tr> <tr> <td>Material</td> <td>SS304 (SS 316 on request)</td> </tr> </table>	Chamber / diffuser	Plain chamber for 2 series Multistage pumps of All Brands With Anti-clockwise rotation from drive end	Part No.	1200-162-00-CER17.5	Material	SS304 (SS 316 on request)	<table border="1"> <tr> <td>Chamber / diffuser</td> <td>Plain chamber for 2 series Multistage pumps of All Brands With Anti-clockwise rotation from drive end</td> </tr> <tr> <td>Part No.</td> <td>1200-162-00-CER17.5</td> </tr> <tr> <td>Material</td> <td>SS304 (SS 316 on request)</td> </tr> </table>	Chamber / diffuser	Plain chamber for 2 series Multistage pumps of All Brands With Anti-clockwise rotation from drive end	Part No.	1200-162-00-CER17.5	Material	SS304 (SS 316 on request)
Chamber / diffuser	Plain chamber for 2 series Multistage pumps of All Brands With Anti-clockwise rotation from drive end													
Part No.	1200-162-00-CER17.5													
Material	SS304 (SS 316 on request)													
Chamber / diffuser	Plain chamber for 2 series Multistage pumps of All Brands With Anti-clockwise rotation from drive end													
Part No.	1200-162-00-CER17.5													
Material	SS304 (SS 316 on request)													
	<table border="1"> <tr> <td>Chamber /diffuser</td> <td>Bearing chamber for 2 series Multistage pumps of All Brands With Anti-clockwise rotation from drive end</td> </tr> <tr> <td>Part No.</td> <td>1200-162-00-SiC16</td> </tr> <tr> <td>Material</td> <td>SS304+SiC (SS 316 on request)</td> </tr> </table>	Chamber /diffuser	Bearing chamber for 2 series Multistage pumps of All Brands With Anti-clockwise rotation from drive end	Part No.	1200-162-00-SiC16	Material	SS304+SiC (SS 316 on request)	 <table border="1"> <tr> <td>Chamber /diffuser</td> <td>Bearing chamber for 2 series Multistage pumps of All Brands With Anti-clockwise rotation from drive end</td> </tr> <tr> <td>Part No.</td> <td>1200-162-00-SiC16</td> </tr> <tr> <td>Material</td> <td>SS304+SiC (SS 316 on request)</td> </tr> </table>	Chamber /diffuser	Bearing chamber for 2 series Multistage pumps of All Brands With Anti-clockwise rotation from drive end	Part No.	1200-162-00-SiC16	Material	SS304+SiC (SS 316 on request)
Chamber /diffuser	Bearing chamber for 2 series Multistage pumps of All Brands With Anti-clockwise rotation from drive end													
Part No.	1200-162-00-SiC16													
Material	SS304+SiC (SS 316 on request)													
Chamber /diffuser	Bearing chamber for 2 series Multistage pumps of All Brands With Anti-clockwise rotation from drive end													
Part No.	1200-162-00-SiC16													
Material	SS304+SiC (SS 316 on request)													
	<table border="1"> <tr> <td>Chamber /diffuser</td> <td>Bearing chamber for 2 series Multistage pumps of All Brands With Anti-clockwise rotation from drive end</td> </tr> <tr> <td>Part No.</td> <td>1200-162-00-Sic17.5</td> </tr> <tr> <td>Material</td> <td>SS304+SiC (SS 316 on request)</td> </tr> </table>	Chamber /diffuser	Bearing chamber for 2 series Multistage pumps of All Brands With Anti-clockwise rotation from drive end	Part No.	1200-162-00-Sic17.5	Material	SS304+SiC (SS 316 on request)	 <table border="1"> <tr> <td>Chamber /diffuser</td> <td>Bearing chamber for 2 series Multistage pumps of All Brands With Anti-clockwise rotation from drive end</td> </tr> <tr> <td>Part No.</td> <td>1200-162-00-Sic17.5</td> </tr> <tr> <td>Material</td> <td>SS304+SiC (SS 316 on request)</td> </tr> </table>	Chamber /diffuser	Bearing chamber for 2 series Multistage pumps of All Brands With Anti-clockwise rotation from drive end	Part No.	1200-162-00-Sic17.5	Material	SS304+SiC (SS 316 on request)
Chamber /diffuser	Bearing chamber for 2 series Multistage pumps of All Brands With Anti-clockwise rotation from drive end													
Part No.	1200-162-00-Sic17.5													
Material	SS304+SiC (SS 316 on request)													
Chamber /diffuser	Bearing chamber for 2 series Multistage pumps of All Brands With Anti-clockwise rotation from drive end													
Part No.	1200-162-00-Sic17.5													
Material	SS304+SiC (SS 316 on request)													
	<table border="1"> <tr> <td>Chamber / diffuser</td> <td>Bearing chamber for 4 series Multistage pumps of All Brands With Anti-clockwise rotation from drive end</td> </tr> <tr> <td>Part No.</td> <td>1400-172-00-SiC16</td> </tr> <tr> <td>Material</td> <td>SS304+SiC (SS 316 on request)</td> </tr> </table>	Chamber / diffuser	Bearing chamber for 4 series Multistage pumps of All Brands With Anti-clockwise rotation from drive end	Part No.	1400-172-00-SiC16	Material	SS304+SiC (SS 316 on request)	 <table border="1"> <tr> <td>Chamber / diffuser</td> <td>Bearing chamber for 4 series Multistage pumps of All Brands With Anti-clockwise rotation from drive end</td> </tr> <tr> <td>Part No.</td> <td>1400-172-00-SiC16</td> </tr> <tr> <td>Material</td> <td>SS304+SiC (SS 316 on request)</td> </tr> </table>	Chamber / diffuser	Bearing chamber for 4 series Multistage pumps of All Brands With Anti-clockwise rotation from drive end	Part No.	1400-172-00-SiC16	Material	SS304+SiC (SS 316 on request)
Chamber / diffuser	Bearing chamber for 4 series Multistage pumps of All Brands With Anti-clockwise rotation from drive end													
Part No.	1400-172-00-SiC16													
Material	SS304+SiC (SS 316 on request)													
Chamber / diffuser	Bearing chamber for 4 series Multistage pumps of All Brands With Anti-clockwise rotation from drive end													
Part No.	1400-172-00-SiC16													
Material	SS304+SiC (SS 316 on request)													

		
	Chamber / diffuser	Top Discharge chamber for 2 series Vertical inline pumps of All Brands With Anti-clockwise rotation from drive end
	Part No.	1200-172-00
	Material	SS304 (SS 316 on request)

		
	Chamber / diffuser	Plain chamber for 4 series Multistage pumps of All Brands With Anti-clockwise rotation from drive end
	Part No.	1400-160-00
	Material	SS304 (SS 316 on request)



		
	Chamber / diffuser	Bearing chamber for 2 series Vertical Inline Pumps of Various Make
	Part No.	1400-162-00-Sic17.5
	Material	SS304+SiC (SiC ID 17.5 mm)

		
	Chamber / diffuser	Top Discharge chamber for 4 series Vertical inline pumps of All Brands With Anti-clockwise rotation from drive end
	Part No.	1400-172-00
	Material	SS304 (SS 316 on request)

		
	Chamber / diffuser	Bottom Suction chamber for 4 series Vertical inline pumps of All Brands
	Part No.	1400-150-00
	Material	SS304 (SS 316 on request)



# Types of Impellers

## New D-Type Impeller 2 series:-




Impeller	Equivalent to C.R.I / CNP / ALGO
Part No	1202-D10-00
Material	SS304 (SS 316 on request)

## Hex-Type Impeller 2 series:-




Impeller	Equivalent to C.R.I (Old)
Part No	1202-H10-00
Material	SS304 (SS 316 on request)

## D-Type Impeller 2 series:-





Impeller	Equivalent to CNP
Part No	1204-D10-00
Material	SS304 (SS 316 on request)

## Lubi Type Impeller 2 series:-



Impeller	Equivalent to Lubi -2 Series
Part No	1203-D10-00
Material	SS304 (SS 316 on request)



## Spline-Type Impeller 2 series:-



Impeller	Equivalent to Grundfos / Sakti
Part No	1201-S10-00
Material	SS304 (SS 316 on request)



# Types of Impellers

## Spline-Reverse Type Impeller 2 series:-





Impeller	Suitable for pumps with Clock wise Rotation
Part No	1200-SR10-00
Material	SS304 (SS 316 on request)

## D-Type Impeller 3 series:-





Impeller	Equivalent to C.R.I
Part No	1302-D10-00
Material	SS304 (SS 316 on request)

## Spline-Type Impeller 3 series:-





Impeller	Equivalent to Grundfos / Sakti
Part No	1301-S10-00
Material	SS304 (SS 316 on request)

## Hex type Impeller 4 series :-




Impeller	Equivalent to CRI Pump CDL-4 Model
Part No	1401-H10-00
Material	SS304 (other on request)

## Lubi type Impeller 4 series :-





Impeller	Equivalent to Lubi -4 Series
Part No	1403-D10-00
Material	SS304 (SS 316 on request)

### Spline-Type Impeller 4 series:-




Impeller	Equivalent to Grundfos / Sakti
Part No	1401-S10-00
Material	SS304 (SS 316 on request)

### D-Type Impeller 4 series:-




Impeller	Equivalent to C.R.I / CNP / ALGO
Part No	1400-D10-00
Material	SS304 (SS 316 on request)

### D-Type 8 vans Impeller 4 series:-





Impeller	Equivalent to C.R.I
Part No	1402-D10-00
Material	SS304 (SS 316 on request)

### Spline-Type Impeller 5 series:-




Impeller	Equivalent to Grundfos / Sakti
Part No	1501-S10-00
Material	SS304 (SS 316 on request)

### Hex type Impeller 8 series :-




Impeller	Equivalent to CRI
Part No	1800-H10-00
Material	SS304 (other on request)


## OUTER SLEEVES



Outer Sleeve 2 Series		
Model	Overall Length (A)	Material
KP2-11	197.5	SS-304
KP2-13	233.5	SS-304
KP2-15	269.5	SS-304
KP2-18	323.5	SS-304
KP2-22	395.5	SS-304




Outer Sleeve 4 Series		
Model	Overall Length (A)	Material
KP4-12	323.5	SS-304
KP4-16	431.5	SS-304
KP4-19	512.5	SS-304
KP4-22	593.5	SS-304



Outer Sleeve Economy 2 Series		
Model	Overall Length (A)	Material
KP2-11	236	SS-304
KP2-13	272	SS-304
KP2-15	308	SS-304
KP2-18	362	SS-304
KP2-22	434	SS-304

# SHAFT



## Shaft for 2 Series (Flange Type)

Model	Overall Length (A)	OD MM	Material
KP2-9	201	12	SS-304
KP2-11	237	12	SS-304
KP2-13	273	12	SS-304
KP2-15	309	12	SS-304
KP2-18	363	12	SS-304
KP2-22	435	12	SS-304

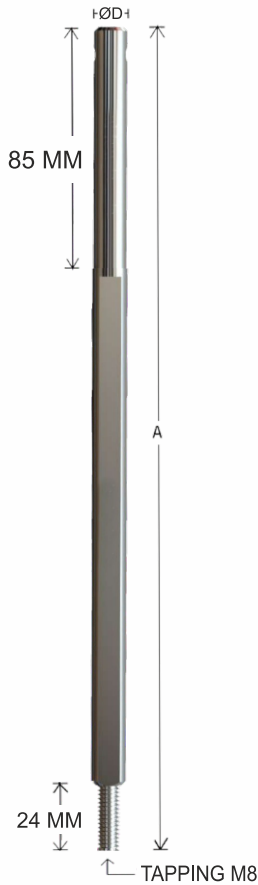
## Shaft for 4 Series (Flange Type)

Model	Overall Length (A)	OD MM	Material
KP4-12	363	12	SS-304
KP4-16	471	12	SS-304
KP4-19	552	12	SS-304
KP4-22	633	12	SS-304

## Shaft for Economy Version - 2 Series

Model	Overall Length (A)	OD MM	Material
KP2-9	193	8	SS-304
KP2-11	229	8	SS-304
KP2-13	365	8	SS-304
KP2-15	401	8	SS-304
KP2-18	455	8	SS-304
KP2-22	527	8	SS-304

# SHAFT DIMENSIONS




## Shafts for 2 Series D-Type Equivalent to ALGO | C.R.I | CNP | FG

Model	Part No.	Overall Length (A) MM	ØD MM
KAP2-9	1202-D509-00	273	12.70
KP2-11	1202-D511-00	309	12.70
KAP2-13	1202-D513-00	345	12.70
KAP2-15	1202-D515-00	380	12.70
KAP2-18	1202-D518-00	435	12.70
KAP2-22	1202-D522-00	507	12.70

## Shafts for 4 Series D-Type Equivalent to ALGO | C.R.I | CNP | FG

Model	Part No.	Overall Length (A) MM	ØD MM
KP4-12	1402-D512-00	435	12.70
KP4-16	1402-D516-00	541	12.70
KP4-19	1402-D519-00	622	12.70
KP4-22	1402-D522-00	703	12.70




## Shafts for 2 series Spline Type Equivalent to Grundfos

Model	Part No.	Overall Length (A) MM	ØD MM
KP2-9	1202-D509-00	273	12.70
KP2-11	1202-D511-00	309	12.70
KP2-13	1202-D513-00	345	12.70
KP2-15	1202-D515-00	380	12.70
KP2-18	1202-D518-00	435	12.70
KP2-22	1202-D522-00	507	12.70

## Shafts for 4 series Spline Type Equivalent to Grundfos

Model	Part No.	Overall Length (A) MM	ØD MM
KP4-12	1402-D512-00	435	12.70
KP4-16	1402-D516-00	541	12.70
KP4-19	1402-D519-00	622	12.70
KP4-22	1402-D522-00	703	12.70

# SHAFT DIMENSIONS



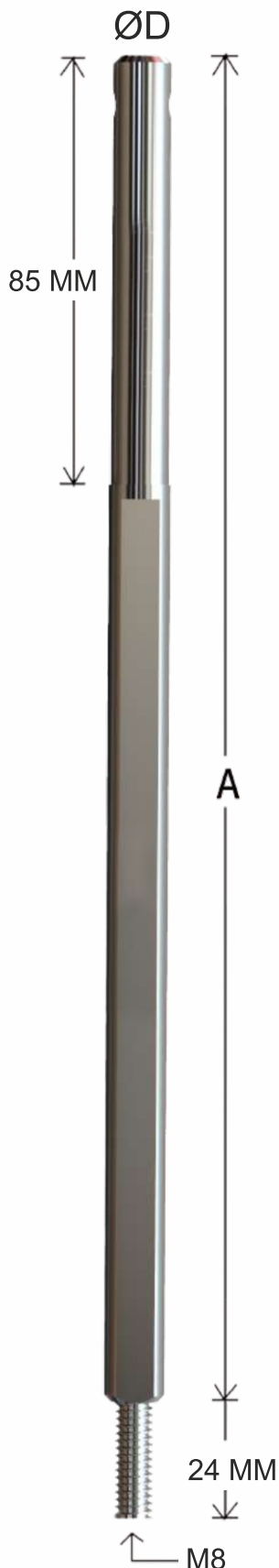
## Shafts for 2 series Hex-Type Equivalent to C.R.I (old)

Model	Part No.	Overall Length (A) MM	FLT-FLT
KP2-9	1202-H509-00	273	11
KP2-11	1202-H511-00	309	11
KP2-13	1202-H513-00	345	11
KP2-15	1202-H515-00	381	11
KP2-18	1202-H518-00	435	11
KP2-22	1202-H522-00	507	11
KP2-26	1202-H526-00	579	11

## Shafts for 4 series Hex-Type Equivalent to C.R.I (old)

Model	Part No.	Overall Length (A) MM	FLT-FLT
KP4-12	1402-H512-00	435	12.70
KP4-16	1402-H516-00	541	12.70
KP4-19	1402-H519-00	621	12.70
KP4-20	1402-H520-00	648	12.70
KP2-22	1402-H522-00	703	12.70

# SHAFT DIMENSIONS



## Shafts for 2 series Equivalent to Lubi

Model	Part No.	Overall Length (A) MM	ØD MM
KP2-9	1203-D509-00	271	12.7
KP2-11	1203-D511-00	307	12.7
KP2-13	1203-D513-00	343	12.7
KP2-15	1203-D515-00	379	12.7
KP2-18	1203-D518-00	433	12.7
KP2-22	1203-D522-00	505	12.7
KP2-26	1203-D526-00	577	12.7

## Shafts for 4 series Equivalent to Lubi

Model	Part No.	Overall Length (A) MM	OD MM
KP4-12	1403-D512-00	435	12.7
KP4-16	1403-D516-00	541	12.7
KP4-19	1403-D519-00	622	12.7
KP4-20	1403-D520-00	649	12.7
KP2-22	1403-D522-00	703	12.7

## Shafts for 2 Series - Economy Equivalent to ALGO | C.R.I | CNP | FG

Model	Part No.	Overall Length (A) MM	ØD MM
KP2-9	1202-D509-00	278	12.60
KP2-11	1202-D511-00	314	12.60
KP2-13	1202-D513-00	350	12.60
KP2-15	1202-D515-00	385	12.60
KP2-18	1202-D518-00	440	12.60
KP2-22	1202-D522-00	512	12.60